

# Yenda Agenda

## Yenda Public School

Principal: Mrs Belinda Wallace

PO Box 462 Curran Rd Yenda NSW 2681

T 02 69681236 F 02 69681636 E [yenda-p.school@det.nsw.edu.au](mailto:yenda-p.school@det.nsw.edu.au)

Web: [yenda-p.schools.nsw.edu.au](http://yenda-p.schools.nsw.edu.au)



Term 3 Week 1

Friday, 26 July 2019

### Principal's Report

Welcome to this week's edition of the Yenda Agenda!!!

This term will be a wonderful celebration of education with Education Week and Book Week, as well as all of the wonderful programs that we continue to offer at Yenda Public School.

Education Week, once again, will be a wonderful community opportunity to celebrate public education. Parents, friends and community members are encouraged to participate in our Learning in Action morning as well as a community picnic and special assembly on Wednesday 7 August.

The theme for Education Week this year is 'Every student, every voice'. Classes will be exploring what this theme means to them over the coming weeks.

It has been fantastic to welcome all of our smiling students back to school this week! Look out Term 3, here we come!



Bel Wallace - Principal

### Calendar Term 3

#### Week 2

Monday - Friday	Stewart House for selected students
Monday - Thursday	Goal Setting Meetings (book online)
Thursday & Friday	Life Education
Friday 2 August	<i>No assembly due to Education Week Assembly in Week 3</i>

#### Week 3 – Education Week

Tuesday 6 August	School Leaders Awards - Pioneer Park 10:15am
Wednesday 7 August	<b>Learning in Action 10am</b> <b>Community Picnic 11am</b> <b>Education Week Assembly 12pm</b>
Thursday 8 August	KROP Performers KROP Matinee
Friday 9 August	KROP Performers

#### Week 4

Thursday 15 August	Zone Athletics Carnival
Friday 16 August	Footy Colours Day  Assembly with Year 3/4


### Yenda Public School - Working Bee

Thank you so much to the generous volunteers who came to school on Sunday 19 July to help with the Working Bee. Garden beds were made, gravel moved, painting completed and gardens tidied. We greatly appreciate the support of our community!

### Yenda Public Creativity Challenge!

The Yenda Public Creative Challenge was a huge success during the holidays with students showcasing how they use their imaginations, creativity and resourcefulness to occupy their minds.

There were over 140 entries in just two weeks making this an incredibly successful challenge. The prize for the challenge will be drawn at our special Education Week Assembly in Week 3.




### Zone Choir

Sophie, Tayla B and Samara will attend a Zone Choir rehearsal next week in preparation for their first ever performance at the Primary Principals Association Conference in Griffith on 29 August. We are so proud of these students for their efforts and dedication to the choir and wish them well this term!



### Education Week 2019



This year Yenda Public School will be celebrating Education Week with a number of events throughout the week.

#### ***School Leaders Award Presentation***

School Leaders will be presented with an award by Director Educational Leadership, Mr David Lamb, at a ceremony at Pioneer Park on Tuesday 6 August. Mrs Wallace will accompany the School Leaders to this event.

#### ***Learning in Action – Classroom visits***

Parents and community members are invited to come into their child's classroom between 10am and 11am on Wednesday 7 August to see what learning looks like in the classroom. All classes will be engaged in literacy sessions, with the teacher working with the students, therefore individual discussion will not be possible. This is an opportunity for students and teachers to showcase their learning partnership in literacy and give parents a visual idea of how learning occurs every day.

#### ***Picnic Morning Tea***

Following the Learning in Action – Classroom visits, parents and community members are invited to bring a picnic to share with their child/ren during recess. Recess commences at 11am. Bring a picnic blanket, rug or sit at a table and share a snack with our students!

#### ***Education Week Assembly***

Yenda Public School will celebrate the achievements of our students and teachers with a special assembly on Friday 9 August, at 12:00pm. The Dance Group and Junior Choir will be performing at the assembly to showcase our creative and performing arts skills.

We would love for as many parents and community members as possible to join us and celebrate our students success.

We look forward to celebrating public education with our community.



### Goal Setting Meetings

Goal Setting Meetings will be held during Week 2, providing parents, teachers and students with the opportunity to discuss student achievements, future goals and aspirations. Meetings can be booked online by following the link <https://www.schoolinterviews.com.au/code?code=c82pv>

We encourage all parents to make the time to attend a meeting. It is clear that the students value the time and effort put in to supporting their attainment of personal goals.



### P & C Meeting

The next P & C Meeting will be held in the school library on Wednesday 31 July from 7pm. All families, friends and community members are invited to attend. At this meeting the school will be presenting the reviewed Yenda Public School Student Behaviour Policy and invites discussion and feedback from the community.

### VOTE FOR A SKATE PARK IN YENDA!

You have no doubt become aware that Yenda was successful in progressing to the voting round for the My Community grant with an application to install a skate park in Yenda. The submission is competing with 34 other projects in the Murray electorate and we need YOU to vote!!! You can vote by heading to <https://mycommunityproject.service.nsw.gov.au> or head to our Facebook page and follow the links.



### Zone Athletics Carnival

Students who qualified to participate in the Zone Athletics Carnival will compete against other schools on Thursday 15 August. Information will soon be provided to participating students.

### School Sport

This term for school sport we are focusing on team sports. Students will participate in the following sports throughout the term:

- Netball
- Hockey
- Croccher (cricket and soccer)
- Modified team sports
- Hall Games

Sport day continues to be on Friday, so please ensure that students wear the sport uniform.



### KROP Matinee Tickets

All students who are not performing in KROP will be attending the matinee performance on Friday 9 August 2019 at the Griffith Regional Theatre. Tickets are \$15. Notes have been sent home with students and we ask that permission notes and payment be finalised by Friday 2<sup>nd</sup> August 2019.

### Murrumbidgee Regional High School – Transition

This term, Year 6 students will begin a Transition to High School program to Murrumbidgee Regional High School. Students will attend the site for which they are enrolled fortnightly on Thursdays from 9am – 10am. Sessions will commence in Week 3 (Thursday 8 August). Permission notes and school specific information have been sent home. If you have not already done so, could you please arrange for notes to be returned as soon as possible. Students who intend to enrol elsewhere may still attend the transition program at MRHS – Wade Site.

If you have any questions regarding this please feel free to contact the school and speak with Ms McIntyre or Mrs Wallace.



### School Voluntary Contributions

Schools are able to request contributions to enhance educational and sporting programs each year. School contributions are voluntary and payment is a matter for decision by parents. Further information regarding voluntary contributions is available at <https://education.nsw.gov.au/policy-library/policies/voluntary-school-contribution>

In 2019 the voluntary contributions are:

- \$35 for one child
- \$50 for two children
- \$70 for three or more children

### Lost Property

We have a large amount of lost property at the office. If your child is missing any items please call in to the office as soon as possible. Just a reminder to please make sure all items are clearly labelled.



Book Club orders and money are due back to the school office by Friday 9 August. Instructions to place orders directly using LOOP are on the last page of the student brochures.

### Earn and Learn


A huge thank you for all those who supported Yenda Public School by collecting stickers for Woolworths Earn & Learn!!! We had a huge response and were able to redeem the stickers for Educational Resources which will be in classrooms early Term 4!!



### Canteen


Thank you to all of our wonderful canteen volunteers. We greatly appreciate your time and effort. We are always in need of volunteers each week – if you are able to help please contact Catherine on 0417 466 083.

A new menu will be available next week which will incorporate the new Healthy Food Guidelines. The menu will be sent home next week.



## **LIBRARY NEWS – Term 4 Week 1 Friday 26<sup>th</sup> July 2019**

Welcome to Term 3, a very special Term in the book world as we celebrate CBCA Book Week across New South Wales.



**Theme:** “Reading is My Secret Power”

**When:** 17<sup>th</sup> – 23<sup>rd</sup> August (Week 5)

**Celebrations:** Excursion to Griffith to celebrate (*further details to follow*)

### **BOOKWEEK 2019 WEDNESDAY 21 AUGUST 10am**

To celebrate Book Week 2019, Griffith City Library with the sponsorship of Griffith City Council & The Real Juice Company, is holding a street parade for all local primary schools to participate in.

Come along to cheer on the students as they walk along Banna Avenue in fancy dress with the Yanco Drum Corps leading the parade.

### **LIBRARY DAYS THIS TERM** (To start Week 2)

Kindergarten – Wednesdays

Year 1 – Tuesdays

Year 2 – Tuesdays

Year 3/4 – Wednesdays

Year 5/6 – Wednesdays

Please remember to return books each week (if unfinished loans can be renewed) so that we all get into a good habit of borrowing and returning Library books.

Looking forward to a busy term!

Mrs Sue Chilvers

Teacher-Librarian



# 3/4 Have had an Eggciting time doing Eggsperiments!!!

## Experiment: Falling Egg

Connor, Lilly, Imogen

**Purpose:** We wonder if the egg would break or if it will survive.

**Hypothesis:** I think that the balloons will help make the egg come down slower and surrounding the egg with foam will cushion the force of the impact to protect the egg from cracking.

### Materials:

- Balloons
- cardboard box
- foam
- string
- tape
- bubble wrap
- scissors

**Results:** It worked! Maybe next time we can drop the protection a little bit. It took a long time to fill the box with foam. I think we didn't have to fill all of the box. Maybe 1/2 of the box. It was great watching it. All of the bubble wrap and the foam, I never thought it would break. The balloons definitely slowed the fall. Like I said, it was great to watch.

**Conclusion:** I learned that the more protection you put, there is going to be less damage.

By Connor

### Procedure:

- 1: We found a box
- 2: filled the box with foam
- 3: Attach the balloons with string
- 4: Wrap the egg in bubble wrap
- 5: Dig a hole in the foam and place the egg in the hole. Then cover the egg in the foam.



## Experiment: Falling Egg

Blake, Jaxsin, Abbey

**Purpose:** I wonder if we can create something that will stop the egg from cracking?

**Hypothesis** I think that the balloons and the bag will slow the egg down. Creating less force on impact and protect the egg from breaking.

### Procedure

- Blow up balloons
- Tie string on to balloons
- Cut egg holder on egg carton out
- Tape balloon string on to cut egg carton
- Tie string to bag
- Tape the string on bag to egg carton

**Results:** Bubble wrap helped a lot. The bag helped a lot to because it slowed the fall.

**Conclusion:** I learned that the balloons acted like a parachute, slowing the fall.

By Blake

### Materials:

- Balloon x5
- Bag x1
- Egg x1
- Egg carton x1
- Bubble wrap x1
- Glue x1
- String x7
- Tape x2
- Foam x2



# We had to design a way to save a falling egg.

# It was loads of fun to watch the eggs being dropped.

## Experiment: Falling Egg

Liam C, Jesse Jackson

**Purpose:** if a parachute will slow down an egg.

**Hypothesis:** We hypothesis that the air in the parachute will make the egg come down more slowly.

### Procedure:

1. stick paddle-pop sticks together to make a square
2. lay bubble wrap on top and stick down
3. do this 6 times
4. Secure the whole thing with tape

**Results:** It cracked because we did not get time to make the parachute and bubble wrap alone was not good enough to protect the egg.

**Conclusion:** I learned that paddle-pop sticks and bubble wrap don't save an egg falling and cracking.

By Liam C

### Materials:

- Bubble wrap
- Paddle-pop sticks
- Tissue



## Experiment: Falling Egg

Leithan, Dean

**Purpose:** I wonder if the parachute will work to slow down the falling egg?

**Hypothesis:** I think the egg will fall but when the air gets in the bag it will slow it down to lessen the impact and protect the egg.

### Procedure:

- step 1: cut handles off plastic bag
- Step 2: tape 4 pieces of string to plastic bag
- step 3: tape string to egg
- step 4: wrap the egg in bubble wrap.

**Results:** It floated good but the egg still cracked because it was not protected well. We needed to add more cushioning.

**Conclusion:** I learned that eggs are very, very delicate.

By Leithan

### Materials:

- ◊ 4 pieces of string
- ◊ 8 pieces of sticky tape
- ◊ 1 egg carton
- ◊ 3 3cm by 2cm pieces of cardboard
- ◊ Bubble wrap
- ◊ Plastic bag



## Experiment: Falling Egg

Jayden, Liam B, Ryan

**Purpose:** I wonder if the pillow will protect the egg?

**Hypothesis:** I think that the pillow will provide cushioning from the force of the impact and protect the egg to stop it from cracking.

### Procedure:

- Step.1 get materials
- Step.2 cut hole in each side of tub
- Step. 3 put pillow in the tub
- Attach string from tub to bag
- Step.5 tape egg to pillow

**Results:** It didn't crack because the plastic bags helped it go down slower and the pillow gave a good cushioning.

**Conclusion:** The pillow protected the egg because it softened the impact.

By Jayden

### Materials:

- Plastic bags x2
- Ice cream tub
- Egg
- String
- Scissors
- texta



## Experiment: Falling Egg

Gemma, Abbigael

**Purpose:** I wonder if we can stop a egg from cracking.

**Hypothesis:** I think that the feather will trap the air which will push the parachute up so the egg won't come down as fast protecting it from cracking.

### Procedure:

- Step 1: stick your feathers on a piece of paper
- Step 2: attach the cotton wool to the egg
- Step 3: blow up the balloon
- Step 4: tie string around the egg and attach it to the balloon
- Step 5: test

**Results:** We did not succeed because it wasn't secure and there wasn't enough cushioning to soften the impact.

**Conclusion:** I learned that you need cushioning to soften the landing.

By Gemma

### Materials:

- \* balloon
- \* feathers
- \* ear plug
- \* scissor
- \* straw
- \* paper
- \* cotton wool
- \* stick-tape





**Experiment: Falling Egg****Mia, Kate**

**Purpose:** I wonder... will the egg crack or not?

**Hypothesis:** I think that the bubble wrap will cushion the force of the impact and the plastic bag will fill with air to slow the falling egg protecting it from cracking.

**Procedure:**

Step 1. Tie the string to both handles of the bag

Step 2. Put holes through both ends of the tissue box

Step 3. Cut the bubble wrap in little pieces and put them into the box and have some for the top

Step 4. Put the egg in and tape the bubble wrap to the top

**Results:** The egg cracked because we didn't have enough cushioning.

**Conclusion:** I learned that the force of gravity will pull things to the ground and that eggs are very easy to crack.

**By Mia****Materials:**

- Bubble wrap
- Tissue box
- Plastic bag
- String
- Tape
- Scissors

**Experiment: Falling Egg****Patrick, Donald, Kade**

**Purpose:** I wonder if we can make an egg survive a fall?

**Hypothesis:**

I think ... that the balloons will help slow the falling egg down and decrease the force of the impact.

**Procedure:**

Step 1- blow up balloons

Step 2- put the balloons inside a large plastic bag .

Step 3- tape up the bag

Step 4- put bubble wrap in the tissue box

Step 5- put the egg in the bubble wrap and sea the box step 6. attach bag to tissue box

**Results:**

It didn't break because the egg was protected by the bubble wrap and the balloons helped to slow down the fall.

**Conclusion:**

I learned that you can make a fall safer by slowing it down.

**By Patrick****Materials:**

- Balloons x5
- Cardboard box
- Bubble wrap
- Plastic bag
- Tissue box
- Sticky tape

**Experiment: Falling Egg****Daniel**

**Purpose:** I wonder if the popcorn will act like armour to the egg.

**Hypothesis:** I think the popcorn is going to act like armour to protect the egg from the force of the impact.

**Procedure:**

1. Stretch the balloon by blowing it up and letting out the air
2. Fill a quarter of the balloon with popcorn
3. Put the egg in the balloon
4. Put popcorn around the egg. Make sure you cant feel the egg
5. Put tape on the balloon to stop popcorn falling out
6. Drop the egg from a height
7. See if it survived

**Results:** the popcorn acted like armour like I predicted and the egg survived, crack free.

**Conclusion:** I leaned that surrounding an egg in popcorn will stop it from cracking because the popcorn cushioned the egg and took the impact.

**Materials:**

- Egg
- Popcorn
- Balloon
- Scissors
- Tape

**Experiment: Falling Egg****Ceejay**

**Purpose:** I wonder if my egg will survive the impact?

**Hypothesis:** I hypothesise that my egg will survive because the parachute will fill with air and slow its fall.

**Procedure:**

1. get half of the tissue box
2. Put scrunched up paper in it and leave a hole in the middle
3. Tie string on every corner
4. Then tie the string to every corner of the bubble wrap
5. put egg inside the tissue box and secure with tape.

**Results:** the bottom of it was too thin therefor egg cracked.

**Conclusion:** I leaned that you need to check twice before you do it.

**Materials:**

- tissue box
- tape
- scissors
- sting
- bubble wrap
- paper
- egg



# Some survived... but some are now Eggstinct.